



ARAV Monthly Herp Blerp

Issue 6, July 2013

Now a Word from Your Friendly Tech Liaison ...

Summer time means sunshine! Sunshine means reptiles are heading outdoors with their owners and the start of ectoparasites, bird attacks, dog attacks, run away chelonians, and of course the dreaded over heated reptile. Don't be left behind in the newest in treatments and care! Keep your membership up to date and check in with our very active (and extremely informative) Facebook group where you can stay in touch with other members and receive answers to even the most outlandish questions in reptile and amphibian medicine. I know Dr. Ken Harkewicz seems to be the Facebook group ninja for immediate answers!

ARAV and Repticon Shake Things Up!

Walking through the aisles of the Chicagoland Repticon show you come across a veterinary clinics booth with two smiling doctors, an excited vet student, and a bubbly technician. Why are they at Repticon you may wonder? They are there supporting ARAV and all it stands for!

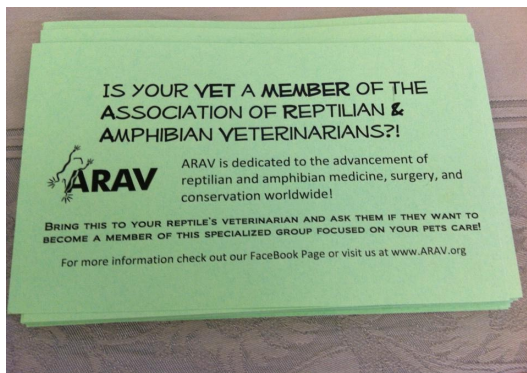
The Association of Reptilian and Amphibian Veterinarians has started attending a few of the Repticon shows in areas where they have members willing to donate their time to the association. Dr. Horton (the Chair of the Membership Committee), Dr. Moy (a general member), student Courtney H. (a new member), Erica Mede (the Technician Liaison), and Dr. Todd Gray (the Treasurer) were all milling about the event and spreading the message of ARAV.



May people who stopped to ask about the association were not vets, some were techs and others were students but most of the people were concerned pet owners. A simple half sheet hand out was given to them after an explanation of what our association believes in and does. This sheet has ended

up in the hands of their veterinarians and we will be welcoming new members!

Repticon, for those that are unfamiliar, is a nation wide show with 35 locations. Each event has a veterinarian that performs a walk through of the show and is encouraged to address vendors or the show coordinator about any animal that appears ill, injured, or illegal. They do allow legal wild caught animals but strongly encourage responsible captive breeding. Anyone selling wild caught animals must be made public knowledge. This show is focused on being a venue for outreach to the community, an educational experience with several talks throughout the day, adoptions from reptile rescues, and informed purchases from vendors.



Repticon is happy to have ARAV involved and wants to continue to promote our amazing association and its ideals. However, we need volunteers to rise to the occasion!

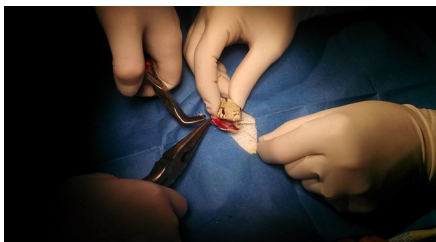


If you are interested in being part of this outreach, let Erica know by sending her an e-mail to: e.medecvt@gmail.com. She will try to find a Repticon show that is local to you! You won't regret the decision!

July's Epic Quick Case for Techs!

Every veterinarian talks about amazing cases that they diagnosed, corrected, and otherwise saved the day on. But what about the veterinary technician? This little section here is to help veterinary technicians see all they do in these situations to help the doctor manage the cases!

History: The snake bit its own midsection. After several attempts, the mouth was freed from the abdomen by the owner pulling the jaws apart.



Diagnosis: Open mandibular fracture

The Technician's Job:

Skull radiographs under anesthesia - Used to determine the severity of the injury

Sterile assistant during the surgery - Used to apply gentle traction when needed and maintain the patients head in optimal positions for the surgeon to work

Monitoring recovery over the next 24 hours in hospital

Explaining care of "snake braces" to the owner

Upcoming Events and Deadlines

Annual Conference of the Association of Zoo Veterinary Technicians will be hosting their 33rd conference **September 5-9, 2013**.

20th Annual ARAV conference in conjunction with the **AEMV** (Association of Exotic Mammal Veterinarians) will be held **September 14-19, 2013** in **Indianapolis, Indiana, USA**.

Tips, Tricks, and Toys

After a plastrotomy procedure, fiberglass patches with epoxy are often applied. The problem is how do you keep a chelonian from adhering to the cage floor while recovering after the epoxy has set? Once the epoxy is set and holds but is still tacky if pressed on, you can prop the turtle or tortoise up on cans and use an elastic self adhering bandage material to hold them in place. After a few hours, even the never drying 10 minute epoxy will be safe enough to allow the patient to touch the cage floor!



Have a helpful tip? A fun trick? Submit them to us!

AVTCP Trivia!



Last Months Answers:

#1: Fibrous osteodystrophy

#2: Cryptosporidium

with the swelling being from inflammation caused by the protozoa in the lining of the stomach.


Question #1: Which of the following bones are most commonly used for intraosseous catheter placement in the lizard?

- A. Ulna and radius
- B. Proximal humerus and tibial crest
- C. Distal femur and tibial crest
- D. Proximal femur and proximal humerus

Question #2: The following piece of equipment measures ET_{CO}2 (end tidal carbon dioxide)

- A. Respirometer
- B. Electrocardiogram
- C. Pulse oximeter
- D. Capnograph

Find more information on the **Avian and Exotic Companion Animal specialization** at www.avtcp.org



Want to submit an article, tip, or an interesting case to the newsletter?

E-Mail Erica at: e.medecvt@gmail.com